

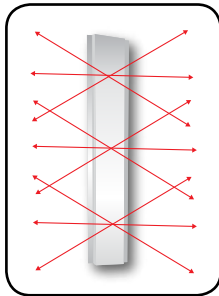
NeWave® UHF Wave® Antenna

The NeWave antenna is uniquely Accurate, Versatile, and Efficient

Product Overview

The patented Wave® Antenna is the first and only antenna specifically designed to be used for item-level RFID. This unique design was developed by the World-Class Ohio State University Electro Science Laboratory under the direction of NeWave's Chief Technology Officer. This one-of-a-kind design reads all RFID tags in the targeted zone while not reading extraneous tags outside the zone.

The Wave Antenna embodies a radically new concept in RFID antenna design. Unlike a patch antenna that radiates a single beam in a given direction, the NeWave antenna is designed to uniformly illuminate a volume of space. When installed in pairs the antennas complement each other and provide spatial, direction-of-arrival, and polarization diversities throughout the volume. Our Wave Antennas are unique in covering all three tag orientations within a user defined zone size from 3 to 10 cubic feet.



The Wave Antenna offers unparalleled RFID application versatility for a variety of UHF applications including but not limited to:

- Item level displays
- Ceiling, wall, or floor mounted reading capability
- Kiosks
- Softgoods and Hardlines Retail applications
- Warehouse and Transportation
- RFID applications
- Embedded antennas



Key Features and Benefits of the Wave Antenna

Superior Accuracy:

- RFID implementations can achieve 99%+ read rates for stationary tags, e.g., shelf inventory or RTLS applications.
- Polarization diversity. Our antennas are designed to cover all polarizations in the covered zone. We cover all three polarizations at once.

Highly Versatile:

- Low profile-easy to integrate and install, e.g., walls, portals, ceilings, etc.
- NeWave antennas can be used on retail and warehouse shelves, open areas and/or warehouse doorways (portals), and integrated into lift trucks and transporting vehicles.

Optimal Efficiency:

- As many as sixteen antennas can run off a single reader for cost optimization.
- The Wave Antenna works well with all Gen 2 UHF readers in an open architecture design. Users are free to choose any Gen2 reader.
- Specifically designed to work in high fading and multipath environments to provide superior UHF zone coverage.



Patch antennas perform similar to a flashlight. A conical pattern that is far reaching.




The Wave Antenna, like a fluorescent light, creates a cylindrical pattern that illuminates the entire antenna length and a volume of the surrounding space as defined by the user.




NeWave Sensor Solutions Innovation Center

9011 Heritage Drive
Plain City, Ohio 43064
888.677.7343
sales@newaverfid.com
www.newaverfid.com

Specifications



Band		Product Codes to Order		
902~928 MHz ETSI 865~868 MHz		NSS Wave-N3 NSS Wave-N3-E	NSS Wave-N5 NSS Wave-N5-E	NSS Wave-N7 NSS Wave-N7-E
Dimensions	N3 N3-E	36 x 9 x 1.5 inches (915 x 229 x 38mm) 1.0m x 229 x 38mm (39.5 x 9 x 1.5 inches)	61 x 9 x 1.5 inches (1.55m x 229 x 38mm) 1.67m x 229 x 38mm (65 7/8 x 9 x 1.5 inches)	87 x 9 x 1.5 inches (2.2m x 229 x 38mm) 2.20m x 229 x 38mm (86 3/4 x 9 x 1.5 inches)
Weight		1.7 lbs. (0.8 kg)	3 lbs. (1.4 kg)	4 lbs. (1.8 kg)
Temp Range for Indoor Environment		-4°F ~ 140°F (-20°C ~ 65°C)	-4°F ~ 140°F (-20°C ~ 65°C)	-4°F ~ 140°F (-20°C ~ 65°C)
Frequency Range		865~868/902~928 MHz	865~868/902~928 MHz	865~868/902~928 MHz
User Defined Zone Coverage Range		2x2x2 feet to 10x10x10 feet	2x2x2 feet to 10x10x10 feet	2x2x2 feet to 10x10x10 feet
Gain		3.0 dBi	4.5 dBi	5.5 dBi
Impedance		50 Ohms	50 Ohms	50 Ohms
VSWR		Less than 1.7:1	Less than 1.7:1	Less than 1.7:1
Polarization		Multi-Linear	Multi-Linear	Multi-Linear
Maximum input power		10 Watts	10 Watts	10 Watts
H-Plane Beamwidth		360 degrees	360 degrees	360 degrees
E-Plane Beamwidth		360 degrees	360 degrees	360 degrees
Connector		TNC Reverse Polarity	TNC Reverse Polarity	TNC Reverse Polarity
Supplied Cable and Length		None	None	None
Optional Cables and Optional Adapters		As required	As required	As required

Protection Certified: IEC 60529 IP5X Dust Test (IP x5 with IP 65 reader)
IEC 60529 IPX5 Water Jets Test

About NeWave®*Sensor Solutions, LLC:

NeWave® Sensor Solutions is a leading provider of optimized solutions for today's most challenging item-level Radio Frequency Identification (RFID) problems. The company develops industry-standard RFID technology based on the patented Wave® Antenna that sets a new standard for accuracy, versatility and efficiency. The Wave is the first and only antenna specifically designed to be used for item-level RFID solutions. NeWave's core technology was developed by the world-class ElectroScience Laboratory (ESL) of The Ohio State University, a pioneer in RF research and development under the direction of NeWave's Chief Technical Officer (CTO), and is produced in partnership with Wistron NeWeb Corporation (WNC), the Taiwan-based global leader in antenna manufacturing. NeWave's management team leverages a strong technical and international business heritage in a variety of industries for accomplishing its mission of providing optimized solutions to today's greatest RFID challenges.

For more information, please visit us at www.newaverfid.com.

*NeWave and Wave® are registered trademarks of NeWave Sensor Solutions, LLC Plain City, Ohio USA



NeWave Sensor Solutions Innovation Center

9011 Heritage Drive
Plain City, Ohio 43064
888.677.7343
sales@newaverfid.com
www.newaverfid.com